



## STORY SUMMARY

Take a walk through this colorful picture book as you follow a floating milkweed seed. But who will catch it? Catch a milkweed and make a wish! A lively book for naming colors, identifying animals, and recognizing their habitats. Enjoy this environmentally conscious story that fosters a child's imagination with full color pictures that will inspire a lasting interest and love of nature.

Spark conversations about deer, otters, horses, bunnies, geese, dogs and cats. Learn to read words and sentences about animals and habitats. Discover ecosystems and the animals and plants that live and thrive in them. Encourage further education of nature and their living harmoniously with all that share the earth. Learn about the monarch butterfly and the milkweed plants that ensure their survival.

*Jorja Stark grew up as part of a military family which led to over 20 moves in her lifetime. Moving meant different experiences with people, nature, and careers. Jorja is a lifelong educator; she began her career as a special education teacher, then a preschool teacher, a visual therapist, and now an education consultant and author. All these experiences have enriched her life as the goal was to inspire others to reach their potential and embrace their abilities.*

*Volunteering is consistent throughout her life. Additionally, Jorja is an avid birder and an active wildlife advocate leading an educational conservation committee with her sisters in her town. Jorja has written children's books in the past but **"Who Will Catch a Milkweed"** is the first she's published. Engaging children with interactive, colorful stories is such a joy to create and share. This story is close to her heart as it is based on a game her mother played with her - catch a milkweed seed and make a wish! Family & God is her core. Her dream of working together with family as Holy Cow Publications has come true. Ah, milkweed wishes can come true!*

## Related Materials

"The Tiny Seed" Book by Eric Carle  
 "If I Was A Butterfly" PBS Video  
 PBSLearningMedia.org



Picture Book Ages 2-6 ISBN: 979-8815913172 Pages: 28

Juvenile Nonfiction Elements

Juvenile Fiction / Readers / Beginner

## LEARNING CORRELATIONS

Early Literacy Skills, Sight Words,  
 Spelling, naming letters  
 Science: Living things and habitats  
 Retell and Recognition: Colors,  
 Animal Identification

## THEMES/TOPIC CATEGORIES

Imagination, Wonder, Curiosity  
 Ecosystems, Habitat, Environments  
 Animals, Pets, Wildlife, Birds  
 Plants, Milkweeds, Insects (Butterflies)  
 Nature, Outside Play  
 Colors, Counting, Identifying Animals,  
 Making Inferences, Predicting Outcomes

ACTIVITY	EDUCATIONAL AREA	SKILLS AND LEARNING PRACTICE
Read Aloud- Read Together & Discussion Questions	Comprehension Reading	Prior Knowledge, Animal and Color Identification Inferences, Predictions, Correlations First and Sight Words
Non-Fiction Elements and Virtual Field Trip	Science	Nature/Animals and Habitats, Monarch Butterfly Connection to Milkweeds
How Many?	Math	Counting Up and Back
Share a Milkweed Wish	Social Studies Comprehension	Social Skills, Imagination
Habitat, Animal & Plant Cards	Comprehension Vocabulary Science	Plant, Animal and Habitat Identification Grouping and Sorting, New Words

## Read Aloud

**Materials:** “Who Will Catch a Milkweed?” Teacher Copy, “Who Will Catch a Milkweed?” ebook with Smartboard/Screen OR iphone projection APP OR document camera. Optional: a milkweed seed and pod, a monarch butterfly cutout. Optional: additional book copies for students

**Read Aloud:** “Who Will Catch a Milkweed?” Optional to show pages on a Smartboard. Use discussion questions (below) to allow students to identify type of animal, page color, and find the animal word.

**1st and 2nd spread** - Find the milkweed seed on the page. Find the milkweed plant and butterflies. Have YOU ever seen a floating milkweed? What is carrying the milkweed? Why doesn't the milkweed fall to the ground like a baseball?

**3rd and 4th spread** - Find the milkweeds. How do you know the dogs and cats want to catch it?



## Read Aloud (continued)

**5th through 10th spread** - Find the milkweed seed on the pages. Activate prior knowledge; have you ever seen a turtle in a creek? ...geese on a lake, ... horse in a pasture... ducks on a pond... deer in a field?

**11th spread** - Which direction (up/down) did the milkweed seed go? How do you know this?

**12th and 13th spread** - Now who do you think will catch the milkweed? Do you remember what she will do if she catches it?

## Read Together

**Read Together based on ability (ages 5 and 6):** “Who Will Catch a Milkweed?” Optional to show pages on the Smartboard. Use discussion questions to allow students to identify type of animal, habitat name, and find the animal word.

- Teacher reads text in black, students read text in white.
- Students take turns finding the animal name (word) on the text pages.
- As students read, teacher stops at new words (vocabulary) to discuss spelling and meaning; milkweed, seed, wish, float, etc (as you choose)
- Students describe the picture page; what is happening in this picture?

---

## Activity - Share a Milkweed Wish

**Materials:** “Who Will Catch a Milkweed?” Book. (Students have read and have discussed the book.) An object such as a feather to be the “milkweed”, mini fan to simulate the wind.

**Pre-Activity** - The teacher will explain how to do the activity: Take some time and think about a wish you have. Give students examples of what you would wish for and why. Also give them examples of what your children or child family members might wish for. Provide students with ideas that relate to their own lives; people and pets they care about, places they want to go, people they want to see, etc.



## Activity - Share a Milkweed Wish (continued)

**Activity Procedures-** Students will stand in a circle arms length apart. The teacher will launch the feather (blow or use the mini-fan) up and to the students and one will catch it.

The students will all say “Make Your Milkweed Wish!” After the student makes her wish, the students will all say “Share Your Milkweed Wish!”

The teacher will go behind the student and help her (and each student thereafter) blow or launch the feather to other students. The process repeats for each student. Students stay in the circle and encourage each student to catch the feather. Everyone gets a wish.

---

## Activity and Practice - Habitat, Animal & Plant Cards (below)

**Before this Activity:** Discuss habitats with students. Based on age choose as many habitats to start with. Use pictures or descriptives to learn ahead of the activity. Students should be familiar with habitats and the animals within the habitats prior to this activity.

**Materials:** “Who Will Catch a Milkweed?” Book. (Students have read and have discussed the book.)  
Habitat, Animal and Plant Cards (color printed on cardstock and cut into individual cards)  
Small, flat magnets with adhesive backing (optional), teacher “cheat sheet” (below)

**Objectives:** Each habitat card has both animal and plant cards that go with it. Some habitats have more animal and plant cards than others. For example, there are more forest animal cards than prairie animal cards, the same with plants. Also, some plant and animals can be in more than one habitat! For example, the fish card can go under river habitat or ocean habitat.

You may want to use a partial amount of cards the first time and add cards into the activity as you do the activity in the future.



### Activity and Practice - Habitat, Animal & Plant Cards (continued)

**Procedures:** The cards can be used in many ways. Here are some ideas and variations:

**Learning Habitat Together:** adhere magnets on the back of the cards and place each habitat card spaced apart in a row on your magnetic white board (or without magnets place the cards spaced apart on a table surface).

Start with the animal cards only first. Students can take turns picking an animal card, holding up the card and asking the class “Where does a chimpanzee live?” After everyone agrees on the correct response, the student will place the card on the white board under the correct habitat. Each student gets a few turns. Repeat the activity daily or weekly, adding in new cards and the plant cards as they master them.

**Small Group Learning (variation):** Print additional decks. Divide students into small groups each with their own deck to sort the cards by habitat for animals or plants or both.

**Habitat Learning Journal Page:** Print out the cards on regular sheet paper and cut out making one deck for each student. Remove the habitat cards. Prepare habitat pages by writing the name of the habitat or pasting the habitat card at the top of the sheet of paper or journal page.

Have the students glue the correct animals/plants on the habitat page. Do one habitat per lesson/day/session. Use only the cards and habitats appropriate for your age group.

---

### Virtual Field Trips

Here are some Virtual Field Trip Videos that will complement this unit (copy URLs into your browser):

**Ocean Virtual Field Trip:** <https://youtu.be/N2TKCTaMrbs>

**Rainforest Virtual Field Trip:** <https://youtu.be/LhejdG8nbtQ>

**Animal Sounds:** <https://youtu.be/YuU3FGJppNE>

**Tell Me About Forests:** <https://youtu.be/ST6-4YWDPEs>

**Habitats For Kids:** <https://youtu.be/40B2IjLWftQ>



## How Many? Counting Practice (for students learning numbers 1-10)

**Materials:** “Who Will Catch a Milkweed?” Teacher Copy, “Who Will Catch a Milkweed?” ebook with Smartboard/Screen OR iphone projection APP OR document camera.

**Procedures:** Reading aloud, ask students to count the number of animals on each page with you.

---

## Milkweeds and Monarchs (with seed and pod)

**Materials:** “Who Will Catch a Milkweed?” Teacher Copy, “Who Will Catch a Milkweed?” Students will have already read this book with the teacher. This lesson will focus on why we are seeing butterflies on the pages of this milkweed story!

**Procedures:** Show students the real milkweed seeds (that float), show students the plant “pods” that the seeds come from. Explain that these are all part of the pretty floral plant that comes in many colors (show pictures). Explain where you would see milkweed plants.

But Milkweed plants are special because they are the ONLY plant that a monarch butterfly will lay their eggs and continue to become beautiful butterflies.

Butterflies start out as caterpillars! Show the following video by copying this URL into your browser:

**All About Monarch Butterflies:** [https://youtu.be/Q4\\_90JhhfhM](https://youtu.be/Q4_90JhhfhM)


**Milkweed Book Coloring Page (below)**






# HABITAT ANIMAL & PLANT CARDS

HABITAT




FOREST

HABITAT



SAVANNA

HABITAT




JUNGLE

## INSTRUCTIONS:

GROUP AND SORT  
THE CARDS BY  
THESE GROUPS


**HABITAT**  
**PLANT**  
**ANIMAL**

HABITAT




DESERT

HABITAT



TUNDRA

HABITAT




OCEAN

HABITAT




RIVERS & LAKES

HABITAT




WETLANDS

PLANT



OAK TREE

PLANT




ACACIA TREE

HABITAT




RAINFOREST

HABITAT




PRAIRIE

PLANT



CACTUS

PLANT



ARCTIC MOSS



PLANT



WHEAT

PLANT




PALM TREE

PLANT




CORN

PLANT




MILKWEED

PLANT



PRAIRIE CLOVER

PLANT



SEAWEED

PLANT




CATTAILS

PLANT




PINE TREE

ANIMAL




DEER

ANIMAL




MOOSE

ANIMAL




ELEPHANT

ANIMAL



RABBIT

ANIMAL




RATTLESNAKE

ANIMAL



OWL

ANIMAL




POLAR BEAR

ANIMAL




BEAR

ANIMAL



LION

ANIMAL




WOLF

ANIMAL




SQUIRREL

ANIMAL




WHALE

ANIMAL



FROG

ANIMAL




GIRAFFE

ANIMAL




TOUCAN

ANIMAL




GOOSE

ANIMAL



BISON

ANIMAL




ANTELOPE

ANIMAL




PRAIRIE DOG

ANIMAL




CAMEL

ANIMAL




DUCK

ANIMAL



TURTLE

ANIMAL



PENGUIN

ANIMAL




SNOW LEOPARD

ANIMAL



SLOTH

ANIMAL




DOLPHIN

ANIMAL



OTTER

ANIMAL




OCTOPUS

ANIMAL



CHIMPANZEE

ANIMAL




ALLIGATOR

ANIMAL



BEAVER

ANIMAL



FISH

HABITAT




MAN-MADE HOME

HABITAT




RANCH OR FARM

ANIMAL




DOG

ANIMAL




CAT

ANIMAL




CHICKEN

ANIMAL




COW

ANIMAL



HORSE

ANIMAL



PIG

# TEACHER GUIDE - HABITATS, ANIMALS & PLANTS

## Forests

Plants: oak tree, pine tree

Animals: deer, *moose*, *rabbit*, owl, bear, wolf, squirrel, *rattlesnake*, *frog*

## Savanna

Plants: acacia tree

Animals: elephant, lion, giraffe

## Wetlands

Plants: Cattails

Animals: *rattlesnake*, *turtle*, alligators, *frogs*, *duck*, *fish*

## Jungle

Plants: *Palm tree*

Animals: *chimpanzee*, *toucan*, sloth, *frogs*

## Desert

Plants: Cactus

Animals: *rattlesnake*, *camel*

## Tundra

Plants: Artic moss, pine tree

Animals: polar bear, snow leopard, goose

## Man-made Home

Plants: oak tree, pine tree, milkweed

Animals: dog, cat, *rabbit*

## Ranch or Farm

Plants: corn, oak tree, wheat

Animals: pig, cow, horse, chicken,

## Rivers and Lakes

Plants: *Cattails*, *pine tree*, *milkweed*, *oak tree*

Animals: otter, *frogs*, *fish*, *rattlesnake*, *goose*, *duck*

## Rainforest

Plants: *Palm tree*

Animals: *chimpanzee*, *toucan*, *turtle*, *frogs*, *fish*

## Prairie

Plants: Prairie clover

Animals: bison, antelope, *rabbit*, prairie dog, *rattlesnake*

## Ocean

Plants: seaweed

Animals: *fish*, *turtle*, dolphin, octopus, whale

*Italics: Many animals can live in more than one habitat - choose all, some, or the most common*



# WHO WILL CATCH A MILKWEED?

